

# Clinical Skills Laboratory



## **Open to all medical personnel and learners**

The clinical skills laboratory has been established by an endowment from Kagawa Prefecture in March 2012, for the purpose of training all medical professionals and students in Kagawa.

## **Wide variety of simulators and trainers with disease models**

*From resuscitation training to suture practices:*

Advanced simulators with disease scenarios, manikins for examination and inspection, and training tools equipped with monitors and devices are available.

Improve your techniques and extend clinical skills to better prepare for the medical sites!

**Kagawa University Hospital  
Clinical Skills Laboratory**

1750-1 Ikenobe, Miki-cho, Kita-gun, Kagawa Prefecture, 761-0793 Japan

TEL: +81-87-891-2489 E-mail: [chce-m@kagawa-u.ac.jp](mailto:chce-m@kagawa-u.ac.jp)

# 1<sup>F</sup> first floor

## Laboratory Office

Open Mon.-Fri. 8:30 – 17:30.

If you need help with reservation, simulator problems, rentals etc., please stop by here.

## Conference Room(1F)

Electronic medical record system is available.



Video surveillance system is monitoring facilities.

# 2<sup>F</sup> second floor



## CPR Training Section

This section features manikins and equipment specialized in critical care and cardiopulmonary resuscitation training.



### Sim Man 3G

One of the smartest simulators in our laboratory!

Equipped with light-responsive pupils / respiratory and circulatory changes / automatic drug recognition / vascular access securement / airway management / bleeding / seizure / shock response, etc.



### Airway Management Trainer

Suitable for training of basic techniques for mask ventilation and tracheal intubation.



## Surgical Hand Washing Section

Six automatic handwashing faucets are installed. Best for training sessions for infection control and medical safety.



## Conference Room(2F)

An electronic medical record system and a projection system is available.

Four simulated examination rooms are lined up in a row and are conveniently used for OSCE. All rooms have a monitor with the internet system.



### Simulated Examination Room 1

Mocked room for outpatient settings for medical interviews and physical examinations.

Physical Assessment Model ( Physiko ) →



### Simulated Examination Room 2 (Nursing Practice Room)

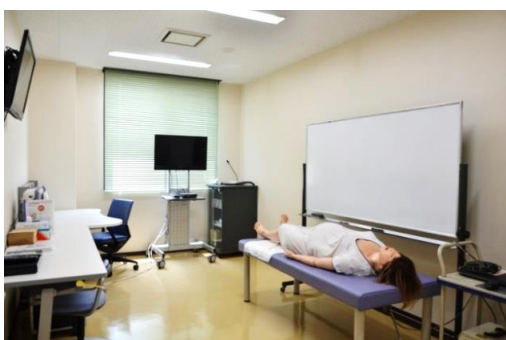
Mocked hospital room with a patient bed, side table, etc.. Used for training on nursing and assistance in the ward.

Emergency cart →



### Simulated Examination Room 3 (Pediatric Practice Room)

Simulators and trainers for pediatric blood collection, airway management, and cardiopulmonary resuscitation are available.



### Simulated examination room 4 (Obstetrics Practice Room)

A SimMom is available for the simulation of obstetric emergencies and normal deliveries.

# 3<sup>F</sup> *third floor*

## Advanced Room 1

Advanced Room 1 offers multiple simulators for advanced maneuvers such as cerebral angiography, laparoscopic surgery, endoscopy, and da Vinci® robotic surgery.



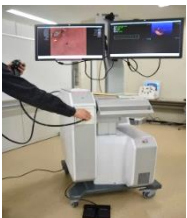
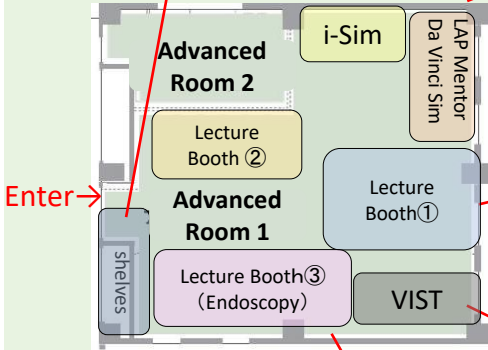
日本ライトサービス(株)



日本ライトサービス(株)



トライメド製



mentice

# 3<sub>F</sub> *third floor*


## Advanced Room 2

Advanced Room 2 can be extended with the Advanced Room 1 for larger meetings.



## Advanced Room 3

This room is specialized for diagnostic ultrasound trainings. A US system and various phantoms for examinations are prepared.



### Ultrasound System

Equipment for clinical use. Three types of probes are available: linear, curvilinear, and phased array.

### FAST/Acute Abdomen Phantom "FAST/ER FAN"

A phantom for prompt diagnoses of massive hemothorax, intra-abdominal hemorrhage, cardiac tamponade, etc. in the limited time at emergency sites.



## Advanced Room 4

Learn basic techniques such as venous and arterial blood sampling!



### Lung Sound Auscultation Trainer

With a stethoscope, you can practice auscultation of cardiac and respiratory sounds in the chest, recorded from actual patients.

### Simulator Intravenous (Sinjo II)

Capable of practicing venous blood collection from the median cutaneous vein (radial and ulnar).

Total of 7 units owned.



# Activities

Various in-house training sessions, workshops, study groups, and clinical practice sessions are held at the Skills Laboratory.

New Resident Orientation



New Nursing Staff Training




In-house Staff Training




Surgical Safety Workshop



CVC Simulation Training



Laparoscopic Surgery Technique Training



Technical Training in Medical Department



Ultrasonography Practice



Suture Technique Training



Open Campus



JMECC Workshop



Neonatal Resuscitation Training



Vaccination Course



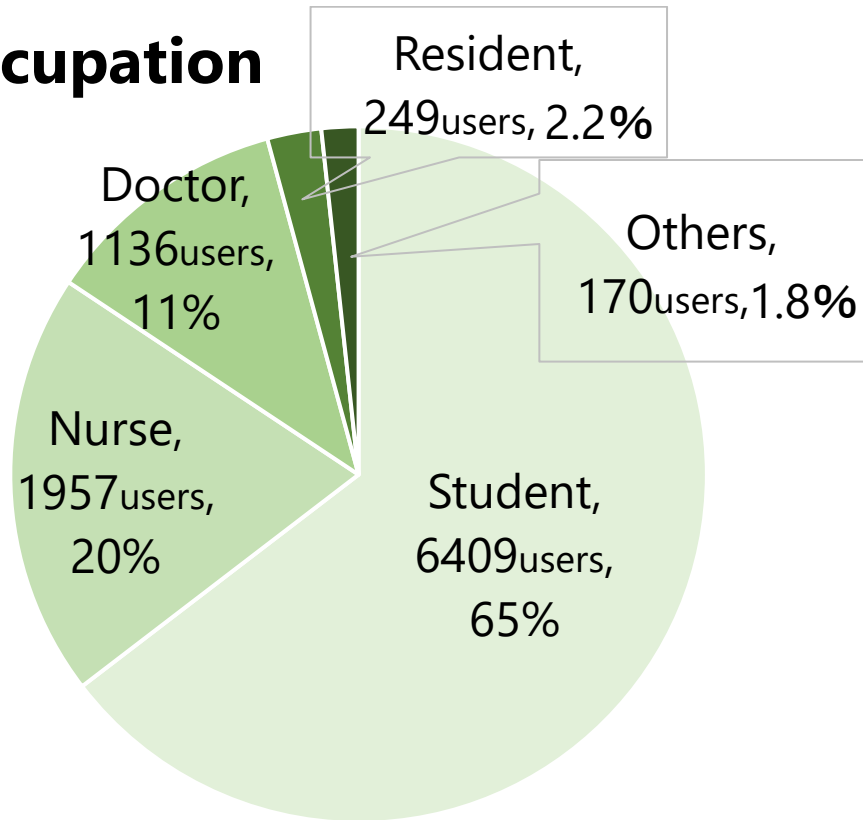
Nursing Practice



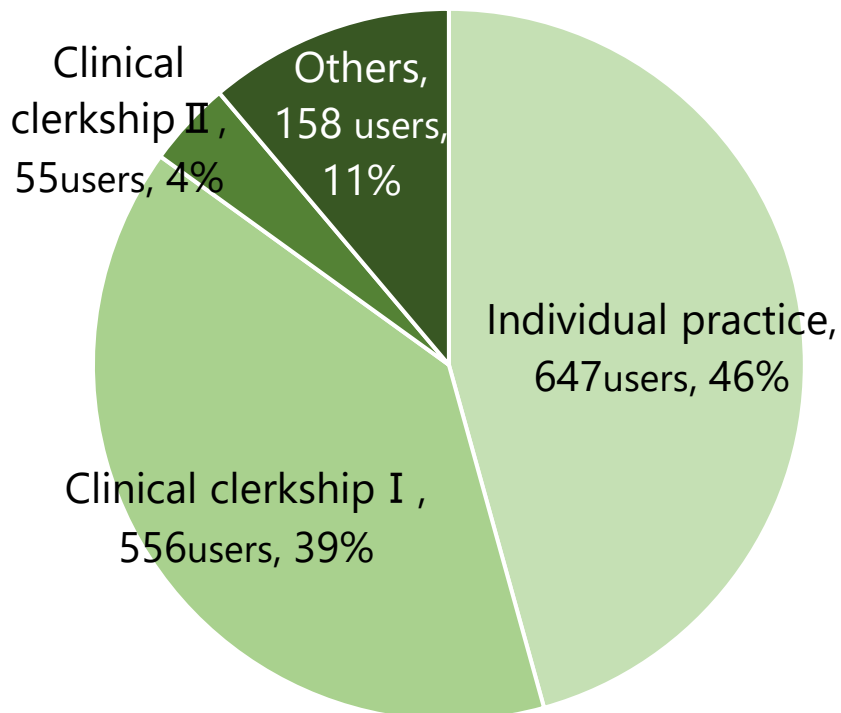
# Usage of the Skills Lab

April 2021 - March 2022

## User Occupation



## Purpose of Use

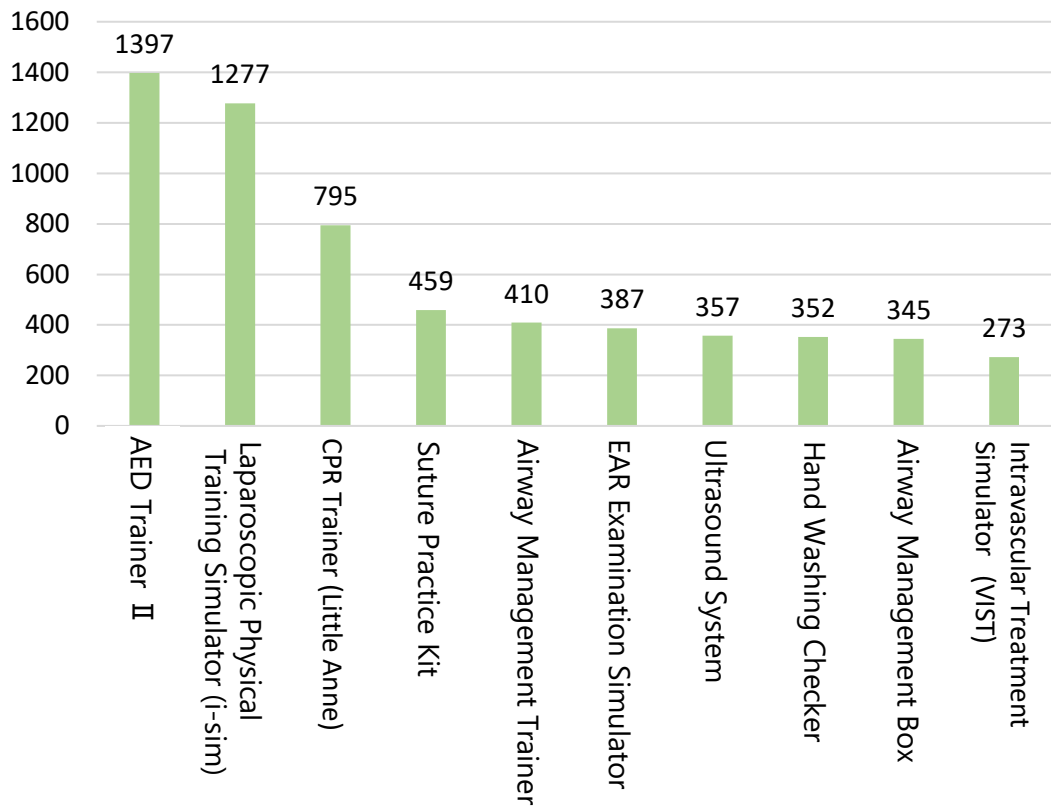


Monthly average users: 826

# Top 10 Simulators

## April 2021-March 2022

(users)



### Top 3 most popular simulators

#### No.1 AED Trainer II



AED simulator that looks just like the real thing! You can learn how to use an AED (No electric current is applied).

#### No.2 Laparoscopic Physical Training Simulator (i-sim)



You can train the basic forceps operations and techniques required for laparoscopic surgery. Equipped with a skill board, hooks, incision pads, suture pads, tubes, etc..

#### No.3 CPR Trainer (Little Anne)



This upper-body, portable CPR training manikin is ideal for basic airway management training. The AED trainer is used together for defibrillation techniques.







**Kagawa University Hospital  
Clinical Skills Laboratory**

1750-1 Ikenobe, Miki-cho, Kita-gun, Kagawa Prefecture, 761-0793 Japan  
TEL: +81-87-891-2489 E-mail: [chce-m@kagawa-u.ac.jp](mailto:chce-m@kagawa-u.ac.jp)